


DUVAL MATH



A STORY  
OF  
UNITS

KINDERGARTEN  
MODULE 5



DUVAL COUNTY  
PUBLIC SCHOOLS

ASSESSMENT PACKET







Name \_\_\_\_\_

Date \_\_\_\_\_

Circle the groups that have 10 things.



How many times did you count  
10 things?





Name \_\_\_\_\_

Date \_\_\_\_\_



10 ones and 3 ones

10 ones and 1 one

Circle the correct numbers that describe the pictures.

	<p>10 ones and 3 ones</p> <p>10 ones and 7 ones</p>
	<p>10 ones and 8 ones</p> <p>10 ones and 5 ones</p>
	<p>10 ones and 10 ones</p> <p>10 ones and 8 ones</p>
	<p>10 ones and 4 ones</p> <p>10 ones and 2 ones</p>






Name \_\_\_\_\_


Date \_\_\_\_\_

Circle 10 ones.



I have 10 ones and \_\_\_\_ ones.

Draw 10 ones and 6 ones.



I have 10 ones and 6 ones.

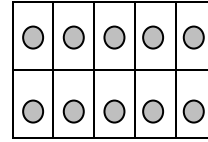






Name \_\_\_\_\_

Date \_\_\_\_\_



10




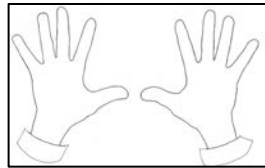
3

Count and write how many the Say Ten Way.




10

\_\_\_\_\_




10

\_\_\_\_\_



\_\_\_\_\_

\_\_\_\_\_



\_\_\_\_\_

\_\_\_\_\_





Name \_\_\_\_\_

Date \_\_\_\_\_

Write and whisper the missing numbers.

Count the Say Ten Way from 11 to 20.

<u>10</u> and <u>1</u>	<u>10</u> and <u>2</u>	<u>10</u> and ____	<u>10</u> and <u>4</u>	<u>10</u> and ____
<u>10</u> and <u>6</u>	____ and ____	____ and ____	____ and ____	<u>10</u> and <u>10</u>





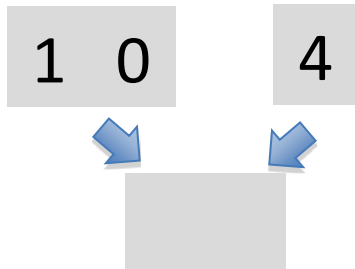
Name \_\_\_\_\_

Date \_\_\_\_\_

Draw the number shown on the Hide Zero cards with a drawing in the ten-frame. Write the number below after the 0 is hidden.

Show the number again on the right with a count of 10 ones and 4 ones. Circle the 10 ones.









Name \_\_\_\_\_

Date \_\_\_\_\_

Look at the Hide Zero cards or the 10-frame cards. Use your cards to show the number. Write the number as a number bond.

Hide Zero cards: 10, 1

Number bond: 11

10

□

10-frame cards: 14

Number bond: 14

□

□

Hide Zero cards: 10, 7

Number bond: □

□

□







Name \_\_\_\_\_

Date \_\_\_\_\_

Use your materials to show the number as 10 ones and some more ones.

1 6

Use your cubes to show the number. Then, color in the cubes to match the number.

1 2

--	--	--	--	--	--	--	--	--	--

--	--	--	--	--	--	--	--	--	--





Name \_\_\_\_\_

Date \_\_\_\_\_

Show the number by filling in the ten-frames with circles.

15


19


Draw circles to show the number. Circle 10 ones.

18

14



DUVAL COUNTY  
PUBLIC SCHOOLS

Name \_\_\_\_\_

Date \_\_\_\_\_

Use your red crayon and yellow crayon to draw the beads from your Rekenrek in two lines.

How many beads did you draw?

Trace your hands. Draw your fingernails. How many fingernails do you have on your two hands?





Name \_\_\_\_\_

Date \_\_\_\_\_

Start at the bottom. Draw lines to put the numbers in order on the tower. Then, write the numbers in the tower. Say each number the regular way and the Say Ten Way as you work.

12 ●

19 ●

16 ●

14 ●

17 ●

20
18
15
13
11
10







Name \_\_\_\_\_

Date \_\_\_\_\_

Write the missing numbers, counting down.

14, 13, 12, 11, \_\_\_\_\_

15, 14, \_\_\_\_\_, 12, \_\_\_\_\_, \_\_\_\_\_

13, 12, \_\_\_\_\_, \_\_\_\_\_, \_\_\_\_\_





Name \_\_\_\_\_


Date \_\_\_\_\_

Count and write how many.



\_\_\_\_\_

Look at the 3 sets of blocks below. Count the shaded blocks in each set. Circle the set that has the same number of shaded blocks as stars.



Early finishers: Which was easier to count, stars or blocks? Why?







Name \_\_\_\_\_

Date \_\_\_\_\_

Count the stars. Write the number in the box.



Whisper count and draw in more dots to match the number.







Name \_\_\_\_\_

Date \_\_\_\_\_

Count up and down by 10. Write the numbers.

	10
	40

Count down and up by 10 the Say Ten Way.

	100	10	tens
	90		tens
	80		tens
	70	7	tens
	60		tens

	50		tens
	40	4	tens
	30		tens
	20		tens
	10	1	ten



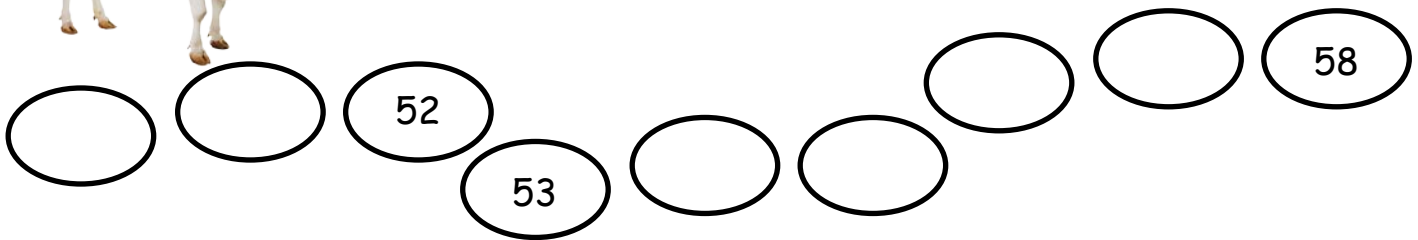
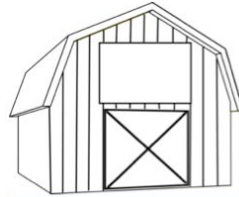




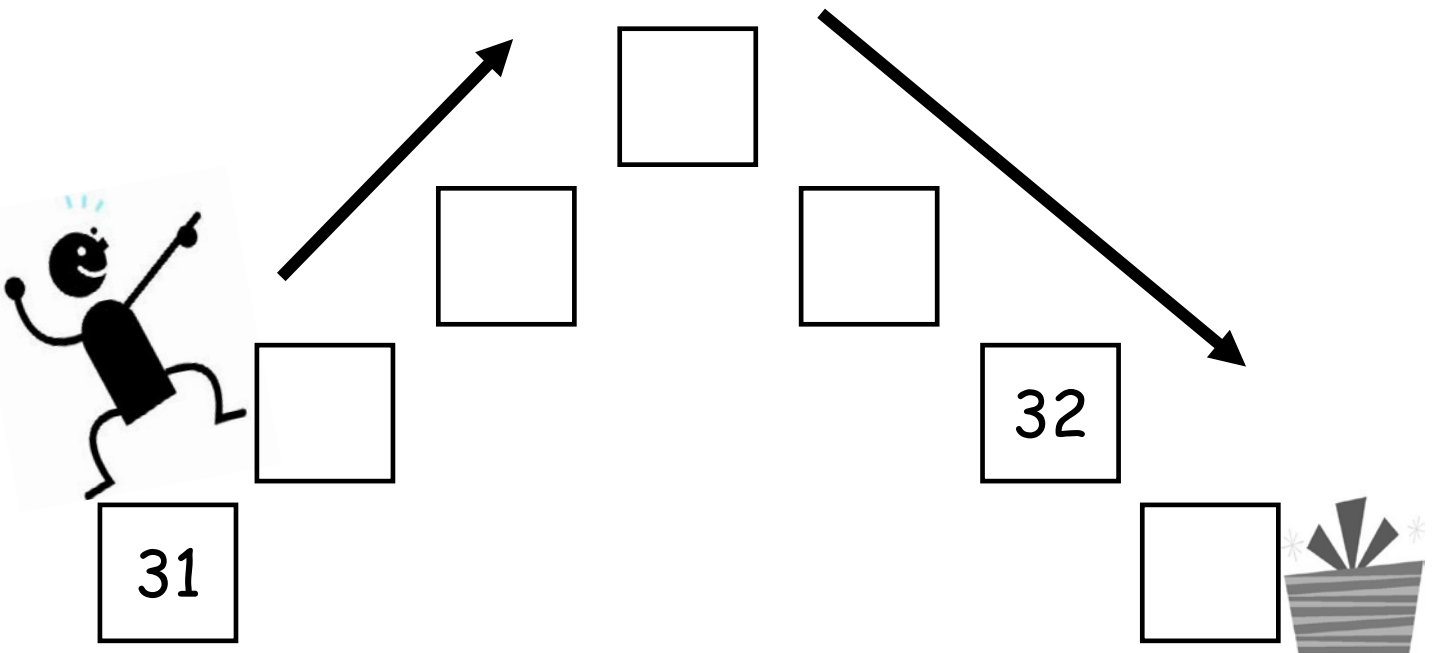
Name \_\_\_\_\_

Date \_\_\_\_\_

Help the cow get to the barn by counting by 1s.



Help the boy get to his present. Count up by 1s. When you get to the top, count down by 1s.







DUVAL COUNTY  
PUBLIC SCHOOLS

Name \_\_\_\_\_

Date \_\_\_\_\_


Touch and count carefully. Cross out the mistake, and write the correct number.


3


Example:

~~1, 2, 9, 4, 5~~

						
20	21	22	23	24	25	29

						
30	31	32	33	43	35	36

						
25	26	27	28	29	29	31

						
34	35	36	37	38	39	44





Name \_\_\_\_\_

Date \_\_\_\_\_

Touch and whisper count the circles by 1s to 100. Say the last number in each row loudly, and color the circle purple. Do your best. Your teacher may call time before you are finished.

○	○	○	○	○	○	○	○	○	○
○	○	○	○	○	○	○	○	○	○
○	○	○	○	○	○	○	○	○	○
○	○	○	○	○	○	○	○	○	○
○	○	○	○	○	○	○	○	○	○
○	○	○	○	○	○	○	○	○	○
○	○	○	○	○	○	○	○	○	○
○	○	○	○	○	○	○	○	○	○
○	○	○	○	○	○	○	○	○	○
○	○	○	○	○	○	○	○	○	○

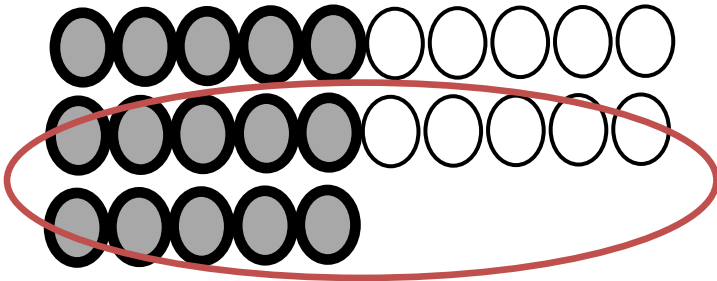




Name \_\_\_\_\_

Date \_\_\_\_\_

Show the number on your Rekenrek with your partner. In the box, write the number that tells how many objects there are. Circle the teen number you see. Write the teen number in the other box.









Name \_\_\_\_\_

Date \_\_\_\_\_

The first number is the whole. Circle its parts.

5	1	2	3
---	---	---	---

12	10	6	2
----	----	---	---

11	1	10	8
----	---	----	---

14	4	2	10
----	---	---	----

18	1	10	8
----	---	----	---

10	10	1	0
----	----	---	---

20	10	2	10
----	----	---	----

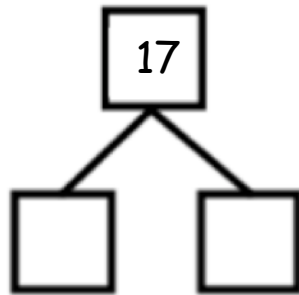




Name \_\_\_\_\_

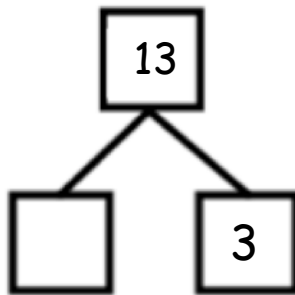
Date \_\_\_\_\_

Complete the number sentences and number bonds. Use your materials to help you.



$$\underline{\hspace{2cm}} + 7 = 17$$

$$17 = \underline{\hspace{2cm}} + 10$$



$$\underline{\hspace{2cm}} + 3 = \underline{\hspace{2cm}}$$

$$13 = \underline{\hspace{2cm}} + 10$$





Name \_\_\_\_\_

Date \_\_\_\_\_

Count and write the number.  
Circle more or less.

<input type="checkbox"/>		<input type="checkbox"/>	<input type="checkbox"/>	<input type="checkbox"/>	<input type="checkbox"/>
		<u>more</u>			
1	is	less	than	4	

_____	is	<u>more</u>	than _____
_____	is	<u>more</u>	than _____
_____	is	<u>more</u>	than _____



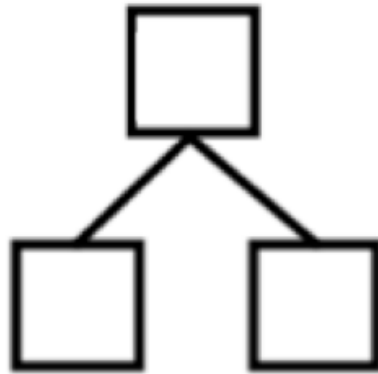


Name \_\_\_\_\_

Date \_\_\_\_\_

There are 12 balls. Draw and show the balls as 10 ones and some ones.

Write a number bond to match your picture.



Write an addition sentence to match your number bond.

\_\_\_\_\_








Name: \_\_\_\_\_ Date: \_\_\_\_\_

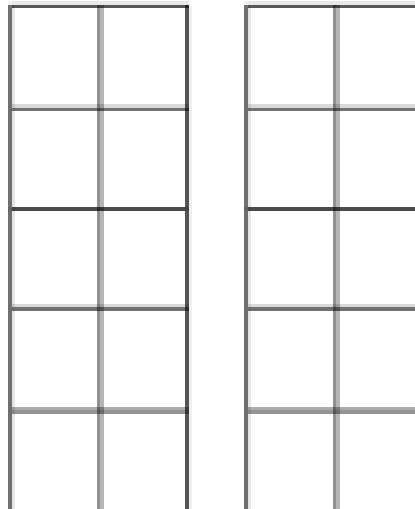
1. Circle 10 ones.



I have 10 ones and \_\_\_\_\_ ones.

2. Show the number by filling in the ten-frames.

16





DUVAL COUNTY  
PUBLIC SCHOOLS

3. Draw circles to show the number. Circle 10 ones.

<b>13</b>
-----------

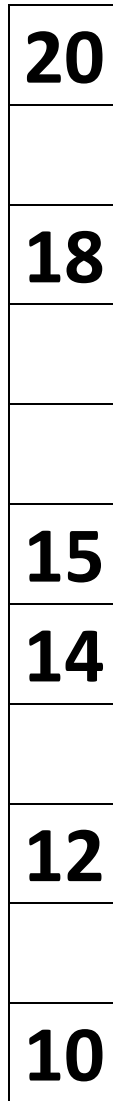
4. Complete the number tower.

<b>10</b>
<b>11</b>
<b>13</b>
<b>16</b>
<b>17</b>
<b>20</b>




DUVAL COUNTY  
PUBLIC SCHOOLS

5. Complete the number tower.



6. Count and draw more dots to match the number.













17
----



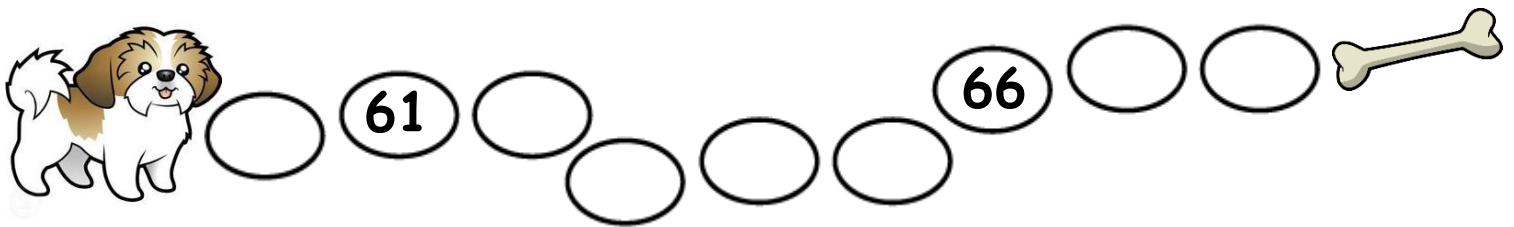


Name: \_\_\_\_\_ Date: \_\_\_\_\_

1. Count up by 10s. Write the number.

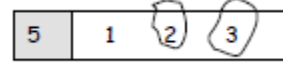
	<b>10</b>
	
	<b>30</b>
	
	
	
	
	
	
	

2. Help the dog get to the bone by counting by 1s.





The first number is the whole. Circle the parts.



4. 

17	10	5	7
----	----	---	---

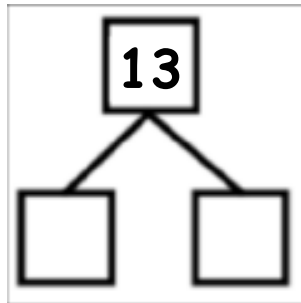
5. 

14	2	4	10
----	---	---	----

6. 

20	10	2	10
----	----	---	----

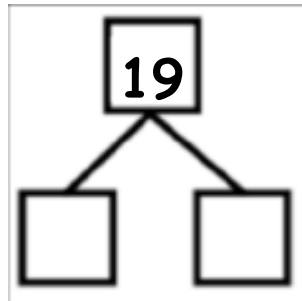
7. Complete the number bond and the number sentences.



\_\_\_\_\_ + 3 = 13

13 = \_\_\_\_\_ + 10

8. Complete the number bond and the number sentences.



\_\_\_\_\_ + 10 = 19

19 = \_\_\_\_\_ + 9